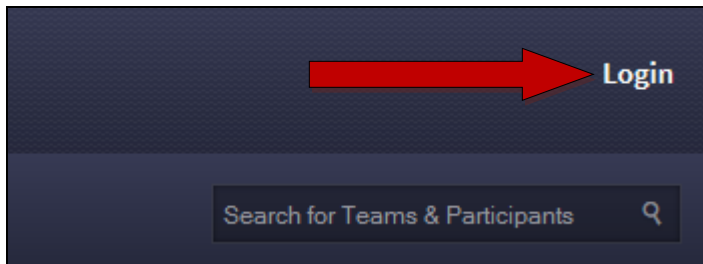


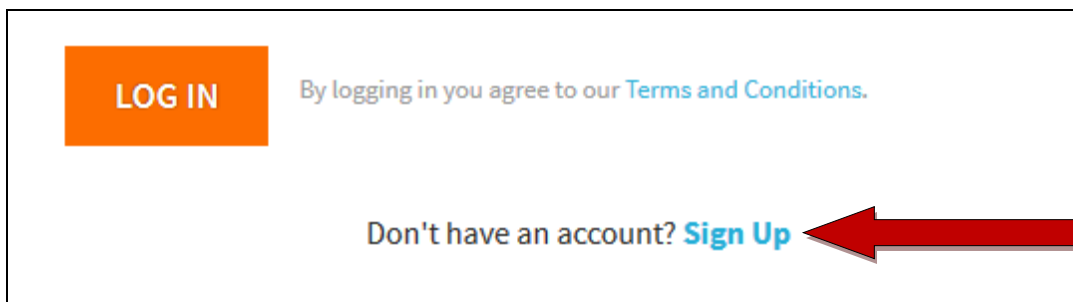
Joining a Crowdrise Team and Soliciting Donations

1. Go to <http://www.crowdrise.com>.
2. Click "Login" at the top right corner of the page.



3. If you already have a Crowdrise account, enter your Crowdrise username (email address) and password. You can also log in using your Facebook or Twitter account info. Then skip to Step 5 below.

If you don't already have a Crowdrise account, click "Sign Up" at the bottom of the pop-up window.



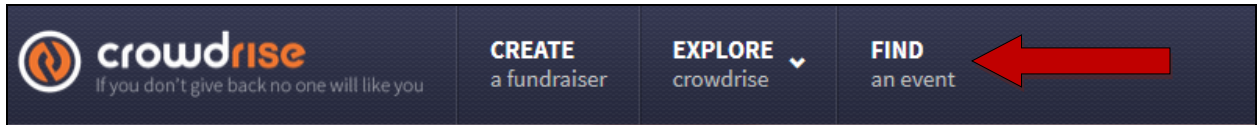
Joining a Crowdrise Team and Soliciting Donations

4. Enter your information in the pop-up window. Then click "SIGN UP."

The image shows a sign-up form with a blue header bar containing a Facebook logo and the text "Sign up using Facebook". Below this is a white section with the word "OR" centered. The form contains several input fields, each with a green checkmark on the right side, indicating successful validation. The fields are: a name field with "Jane" and "Doe", an email field with "jane@janedoe.net", another email field with "jane@janedoe.net", and a password field represented by a series of dots. Below the form is a link: "Are you a non-profit? [Click here.](#)". At the bottom left is an orange button labeled "SIGN UP". A red arrow points from the right towards this button. To the right of the button is a link: "Read our [Terms and Conditions.](#)". At the bottom center is a link: "Already have an account? [Log in](#)".

Joining a Crowdrise Team and Soliciting Donations

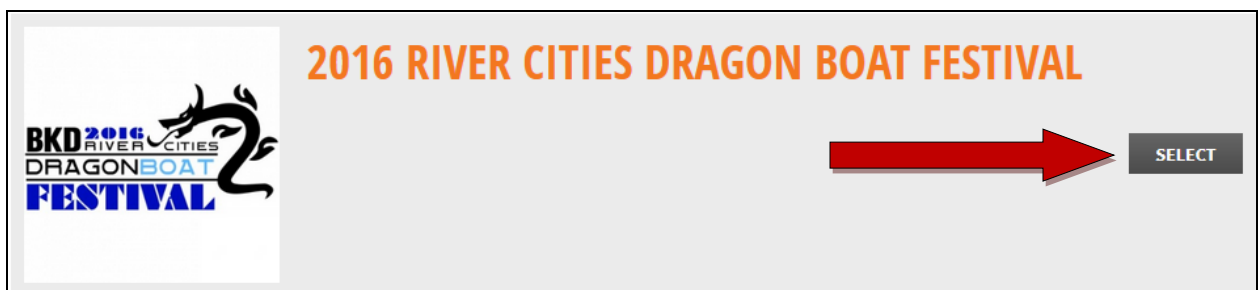
5. After you have created your account, click "FIND an event" at the top of the page.



6. In the search field, type "River Cities" and then click "SEARCH."

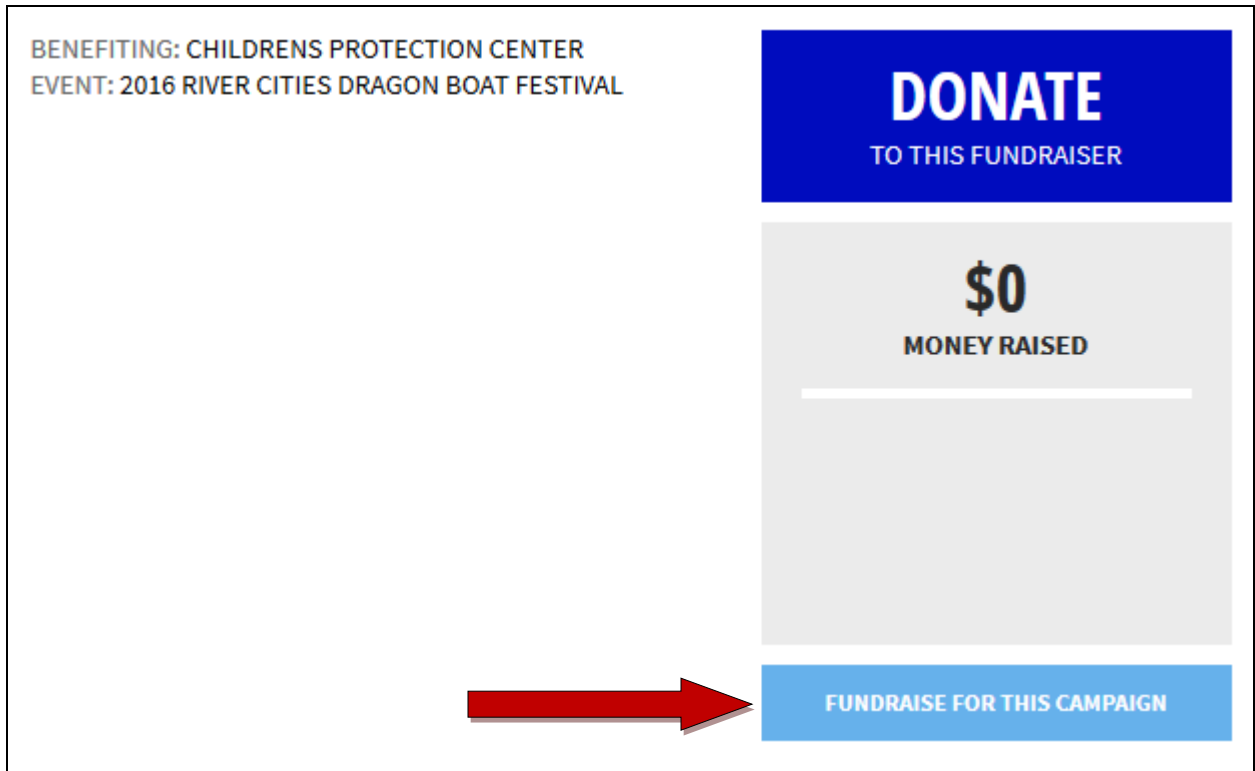


7. Select 2016 RIVER CITIES DRAGON BOAT FESTIVAL from the search results by clicking the Select button.



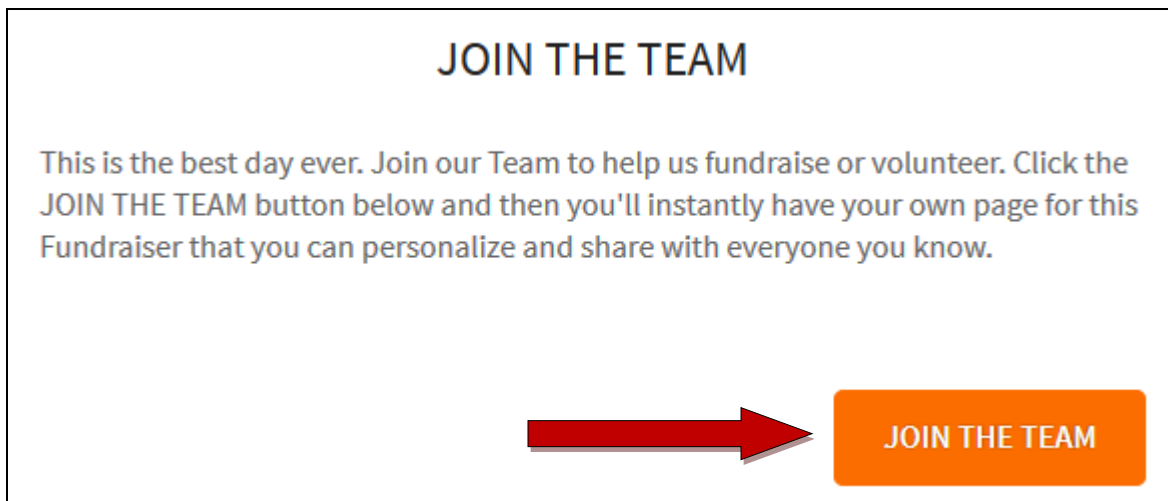
Joining a Crowdrise Team and Soliciting Donations

8. At the bottom of the page, click on the team that you would like to join.
9. At the bottom right of the team's page, click "FUNDRAISE FOR THIS CAMPAIGN."



Joining a Crowdrise Team and Soliciting Donations

10. Click "JOIN THE TEAM" in the pop-up window.



11. To solicit donations, click "MANAGE CAMPAIGN" near the top of your fundraiser page.



12. In the ASK FOR DONATIONS section, choose one of the social media options, or copy the link in the Send a Link field and paste it in an email to family and friends.

